









































































# Gender Disparities and Other Health Determinants in Bangladesh

Domain	Population group	Indicator	Male vs Female		Data Source, Year
Health and survival	 Newborn	Life expectancy at birth (Year)	 71	 74	SVRS, 2022
	 Children under 5 year	Under-five mortality rate (per 1000 live birth)	 33	 29	SVRS, 2022
	 Children under 5 year	Stunting among children	 24%	 23%	BDHS, 2022
	 Adult	Obesity among adult (%)	 3%	 9%	STEPS Survey, 2018
	 Adult	Hypertension among adult (%)	 18%	 24%	STEPS Survey, 2018
	 Adult	Diabetes among adult (%)	 9%	 8%	STEPS Survey, 2018
	 Adult	Disability prevalence	 3%	 2%	NSPD, 2021
	 Adult	Temporary Contraceptive methods (%)	 8% Condoms	 41% Pill, injectables, IUD, implants	BDHS, 2022
	 Adult	Permanent contraceptive methods (%)	 1%	 4%	BDHS, 2022
	 Children	Child marriage prevalence (%)	 5%	 59%	BDHS 2016-17
	 Adult women	Violence against women prevalence (%)	 50% (Physical)	 27% (Sexual)	VAW Survey 2015
Educational Attainment	 Overall Population	Literacy rate (7+ years) (%)	 79%	 75%	SVRS 2022
	 Children	Primary completion rate (%)	 85%	 87%	APSC, 2021
	 Children	Secondary completion rate (%)	 67%	 60%	APSC, 2021
	 Adolescent	Higher-secondary completion rate (%)	 79%	 78%	APSC, 2021
Economic Participation and Opportunities	 Adult	Household headship rate (%)	 82.6%	 17.4%	SVRS, 2022
	 Adult	Labour force participation (%)	 80%	 43%	LFS, 2022
	 Adult	Employment in high status occupation (%)	 90%	 10%	LFS 2016-17
	 Adult and Adolescent	Ownership of mobile phones (%)	 72%	 55%	ICT Survey 2023
	 Adult	Internet user (%)	 52%	 37%	ICT Survey 2023
	 Adult	Bank account ownership (%)	 31%	 22%	SVRS 2022
	 Adult	Mobile financial service access (%)	 56%	 29%	SVRS 2022
Political Participation	 Adult	Seats held in national parliament (%)	 79%	 21%	Bangladesh Parliament Secretariat
	 Adult	Ministerial position (%)	 92%	 8%	Cabinet Division